



# Momo Wiper Blades

Application Chart 2024/2025

2025 Presentation



# **UPGRADE YOUR WINDSHIELD WIPERS WITH MOMO**

2025 Presentation



ONELESS RAIN





*Discover Exceptional Performance with the Momo AEROTWIN :*

Introducing **Momo AEROTWIN**, the ideal windshield wiper solution that combines high performance with advanced design to ensure clear and safe visibility in all weather conditions. **Momo AEROTWIN** is designed using the latest technologies and high-quality materials, ensuring you an exceptional driving experience whether in heavy rain, snow, or on dusty roads.

With **Momo AEROTWIN**, you'll experience excellent wiper performance with no streaks or noise, enhancing your safety on the road. Its aerodynamic design reduces air resistance and extends its lifespan.

Explore the **Momo AEROTWIN** catalog now for an unmatched driving experience, backed by guaranteed quality and reliability on every journey.

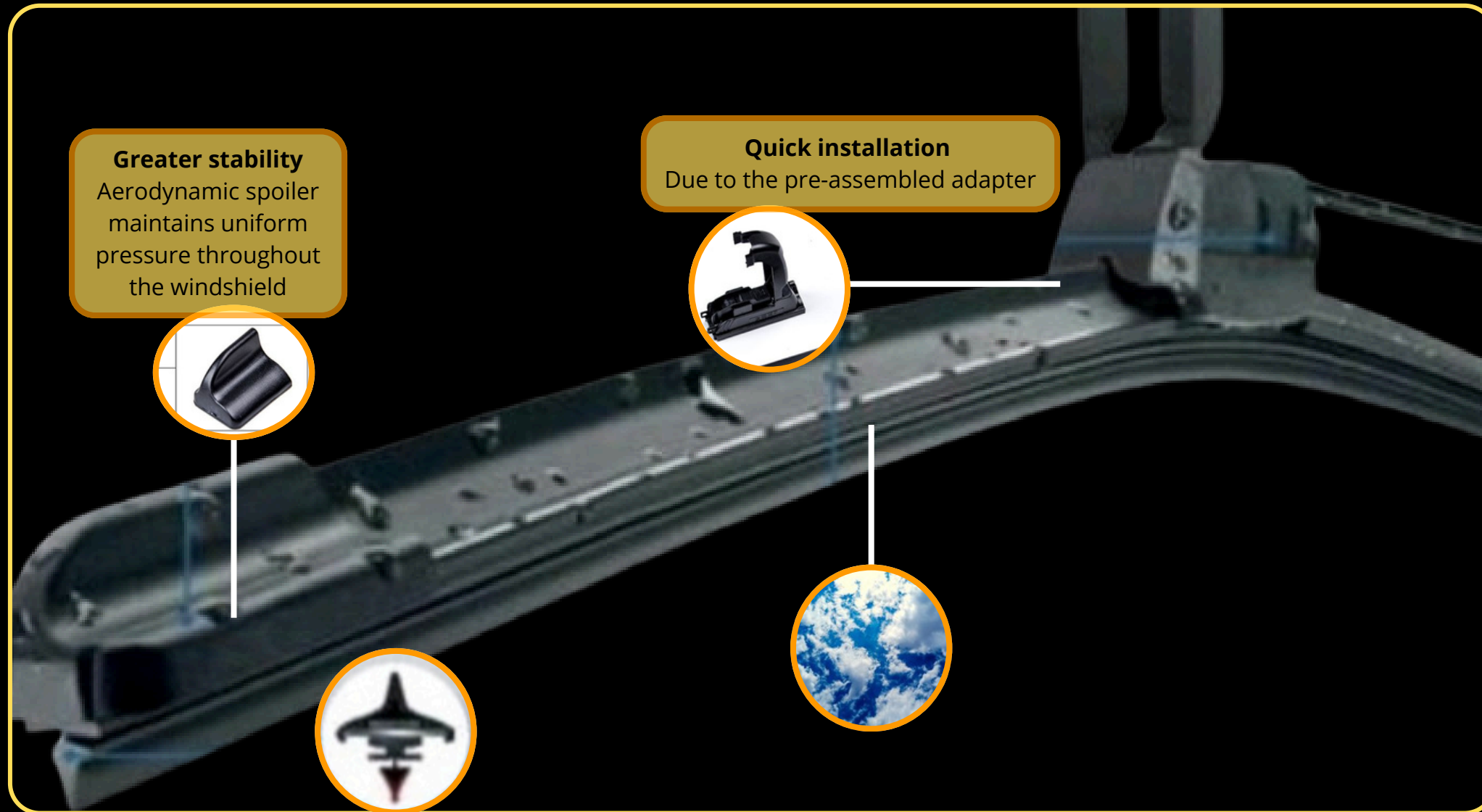


**2025 Presentation**



# Momo AEROTWIN FIT (FIT FOR ALL)



All can fits **ONE** Model



## Momo technology for efficient performance in any climate conditions

- Aerodynamic design: maintains uniform pressure throughout the windshield
- Longer service life, without exposed metal parts, free from paint wear and corrosion








CODE	Measurement	
	Inch	mm
AF12	12	300
AF14	14	350
AF16	16	400
AF17	17	430
AF18	18	450
AF19	19	475
AF20	20	500
AF22	22	550
AF24	24	550
AF26	26	600
AF28	28	650

Wider coverage with only 12 models universal


2025 Presentation





Wider coverage with only 14 models universal

	Inch	mm
Capture   Clio 3 4	12	300
Campus	11	280

	Inch	mm
Fiat 500   Panda	11	280

	Inch	mm
Passat   Golf (6,7,8)	12	300
Polo (All models)	11	280

   	Inch	mm
i20   i10 (All)	12	300
Picanto( All)	14	350

2025 Presentation

## Momo AEROTWIN FIT (Specific Cars)

### Features of Momo AEROTWIN FIT:

- **Aerodynamic Design** : Minimizes air resistance, ensuring smooth and quiet operation even at high speeds.
- **Perfect Compatibility** : Specifically tailored for certain car models to guarantee easy installation and precise fit.
- **Streak-Free Vision** : Provides efficient and seamless wiping for crystal-clear visibility in all weather conditions.
- **High Durability** : Made from corrosion-resistant materials to ensure long-lasting performance, even in harsh climates.



CODE	Measurement	
	Inch	mm
GOLF 6	19/24	475/600
GOLF 7 / 8	18/26	450/650
TIGUAN 07/16	20/24	500/600
TIGUAN 17/20	20/26	500/450
POLO5 09/17	16/24	400/600
POLO6 18/23	18/26	450/650
GOLF 4	18/20	450/500

CODE	Measurement	
	Inch	mm
PASSAT 15/20	19/24	475/600
CADDY 20/23	19/24	475/600
CADDY 04/07   GOLF 5	19/24	475/600
CRAFTER 06/16	24/26	600/650
CRAFTER 17/22	26/28	650/700
TORAN	16/28	410/700
AMAROK	24/24	600/600

CODE	Measurement	
	Inch	mm
PG 308 AN	26/28	650/700
PG 208   2008   TPEE 08/18	16/26	400/600
PG 308 NV	18/24	450/600
JUMPER   BOXER	20/26	500/650
PG 3008   5008	16/28	400/700
PG 207	17/26	425/650

CODE	Measurement	
	Inch	mm
PG 407	28/28	700/700
PG 307	26/28	650/700
PG 301	16/24	400/600
PG 301	20/26	500/650
EXPERT	20/28	500/700

408

CODE	Measurement	
	Inch	mm
MEGANE 2 4	18/24	450/600
CLIO 4   CAPTUR	14/26	350/650
CAMPUS	18/20	450/500
CLIO3   MEGANE3   SYMBOL AN	16/24	400/600
KANGOO 08/20	22/24	550/600
CLIO 5	12/28	300/700

CODE	Measurement	
	Inch	mm
DUSTER NV	18/24	450/600
DUSTER 17/23	18/24	450/600
SANDIRO	16/24	400/600
SYMBOL NV   STEPWY   DACIA LOGAN	19/22	475/550



**Measurement**

**CODE**

**Inch**

**mm**

**DOBLO**

**16/26**

**400/650**

**TIPO**

**16/26**

**400/650**

**500**

**14/24**

**350/600**

**500X**

**14/26**

**350/600**

**DECATO**

**20/26**

**500/650**

**SCODO**

**20/26**

**500/650**

CODE	Measurement	
	Inch	mm
BMW M5 12/26	19/24	475/600
BMW E70	20/24	500/600
EVOQUE 11/17	20/24	500/600
EVOQUE	20/26	500/650
VELAR 17/22	19/26	475/650
MER SPRINTER 06/18	24/26	600/650
BMW X5	20/26	500/650

CODE	Measurement	
	Inch	mm
AUDI Q5	20/24	500/600
AUDI Q3	20/24	500/600
AUDI A3 (AN)	19/24	475/600
AUDI S3	19/24	475/600
AUDI RS3 (AN)	19/24	475/600
AUDI A3	19/24	475/600
AUDI S3 (AN)	19/24	475/600




CODE	Measurement	
	Inch	mm
LEON 05/12	26/26	650/650
LEON 13/23	16/26	400/650
ARONA	16/26	400/650
ATECA	16/26	400/650
IBIZA 09/17	16/24	400/600
IBIZA 18/22	17/650	425/650


CODE	Measurement	
	Inch	mm
OCTAVIA AN	19/24	475/600
OCTAVIA NV	16/26	400/650
OCTAVIA A7 5E MK3	19/24	475/600
FABIA3 15/21	16/24	400/600
FABIA 07/17	20/20	500/500



CODE	Measurement	
	Inch	mm
OPEL GRAND LAND	16/28	400/700
ASTRA NV	24/28	600/700
OPEL MOKKA NV	14/24	350/650
GEELY X3	16/22	400/550
GEELY COOLRY	18/24	450/600
ASTRA AN	18/22	450/550



# MEET OUR TEAM





At our company, we believe that our workforce is the backbone of our success. Our employees are not just staff members—they are part of one big family united by values of respect, collaboration, and a shared commitment to achieving our goals.

**Relationship with Management:**

We prioritize creating a supportive and motivating work environment where management fosters open communication with employees. We empower our workers through continuous training and provide them with the resources they need to perform their jobs effectively.

**Relationship Among Workers:**

Team spirit is the cornerstone of our workplace. Our team members work hand-in-hand, supporting one another and sharing experiences and ideas to achieve the best outcomes.

www.momo-dz.com

**The Company's Vision About Its Workers:**

We believe that investing in our workforce is an investment in the company's future. That's why we are committed to providing a stable and safe working environment, focusing on the professional and personal growth of every individual.



"I'm proud to be part of this company. Management always supports us and listens to our opinions. We truly work as one family to achieve success."

**ZINE EDDINE(PACKAGING WORKER)**



"Quality is not just a goal in our company; it's a culture embraced by every one of us. It's amazing to be part of a dedicated and hardworking team."

**ANIS (Quality Supervisor)**

"I'm proud to be part of this company. Management always supports us and listens to our opinions. We truly work as one family to achieve success."

**AMELIE(Production Worker)**

**2025 Presentation**



## ***GET IN TOUCH***



**Phone Number**

0555 45 46 86  
0555 70 23 36



**Email**

Sarlmoumou@gmail.com




**Website**

www.momo-dz.com



**Social Media**

Sarl momo accessoires auto



**2025 Presentation**





# THANK YOU

FOR YOUR ATTENTION



2025 Presentation

# Our distinguished machines

The technology behind our windshield wiper manufacturing machines is characterized by precision and innovation. Our factory is equipped with state-of-the-art machinery that ensures high efficiency and sustainable productivity. These machines utilize advanced technologies that combine automation with quality, guaranteeing the production of wipers that meet the highest performance standards, enhancing their durability and effectiveness in all weather conditions.



